

# DM Aktive 2011 long



YOUR LINES OUR PASSION

<b>Oil Pattern Distance:</b>	<b>42 Feet</b>	<b>Reverse Brush Drop:</b>	<b>42 Feet</b>	<b>Oil Per Board:</b>	<b>50 uL</b>
<b>Forward Oil Total:</b>	<b>15.5 mL</b>	<b>Reverse Oil Total:</b>	<b>10.05 mL</b>	<b>Volume Oil Total:</b>	<b>25.55 mL</b>
<b>Forward Boards Crossed:</b>	<b>310 Boards</b>	<b>Reverse Boards Crossed:</b>	<b>201 Boards</b>	<b>Total Boards Crossed:</b>	<b>511 Boards</b>

	Start	Stop	Loads	Speed	Crossed	Start	End	Feet	T.Oil
1	2L	2R	3	14	111	0.0	3.9	3.9	5550
2	4L	4R	2	14	66	3.9	7.8	3.9	3300
3	7L	7R	2	14	54	7.8	11.7	3.9	2700
4	9L	9R	1	14	23	11.7	13.6	1.9	1150
5	12L	12R	2	22	34	13.6	19.8	6.2	1700
6	15L	15R	2	22	22	19.8	26.0	6.2	1100
7	2L	2R	0	26	0	26.0	42.0	16.0	0

Navigation: Forward Reverse More

	Start	Stop	Loads	Speed	Crossed	Start	End	Feet	T.Oil
1	2L	2R	0	30	0	42.0	36.0	-6.0	0
2	14L	14R	4	18	52	36.0	25.8	-10.2	2600
3	10L	10R	1	18	21	25.8	23.3	-2.5	1050
4	8L	8R	1	18	25	23.3	20.8	-2.5	1250
5	6L	6R	1	18	29	20.8	18.3	-2.5	1450
6	2L	2R	2	18	74	18.3	13.2	-5.1	3700
7	2L	2R	0	10	0	13.2	0.0	-13.2	0

Navigation: Forward Reverse More

Conditioner:  
Navigate

TransferType:  
Transfer Brush

Forward



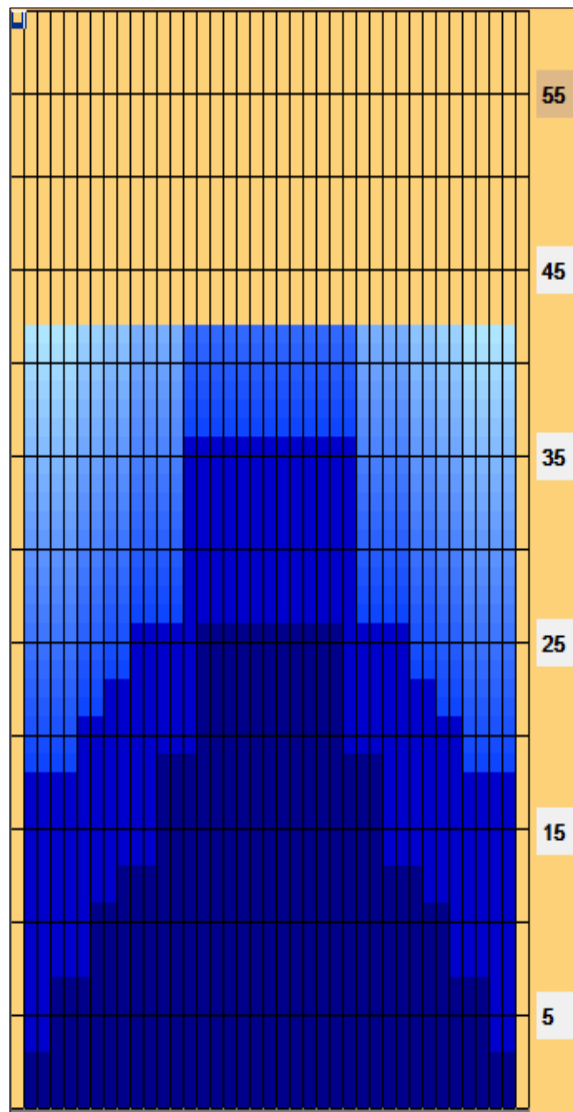
Reverse



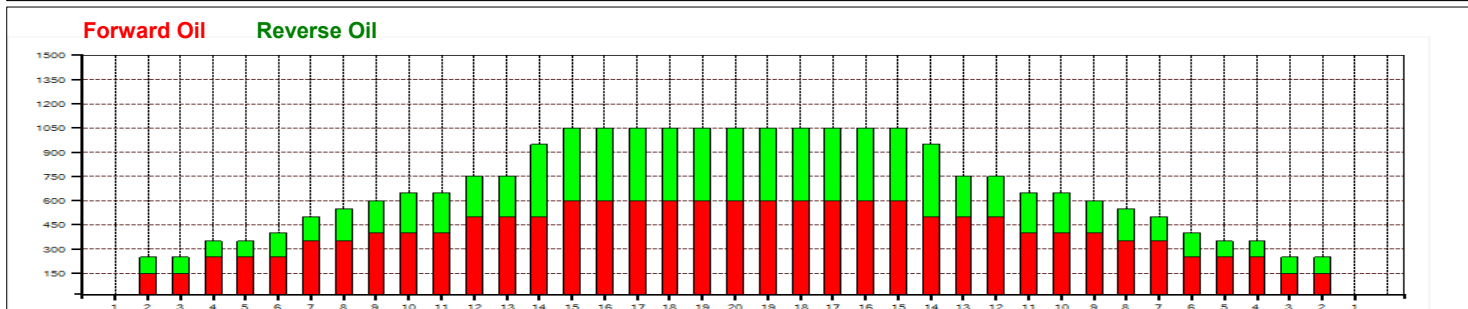
Combined



Buff



Item	3L-7L:18L-18R	8L-12L:18L-18R	13L-17L:18L-18R	18L-18R:17R-13R	18L-18R:12R-8R	18L-18R:7R-3R
Description	Outside Track:Middle	Middle Track:Middle	Inside Track:Middle	Middle: Inside Track	Middle:Middle Track	Middle:Outside Track
Track Zone Ratio	2.84	1.64	1.08	1.08	1.64	2.84



# DM Aktive 2011 short



**Oil Pattern Distance:** 35 Feet      **Reverse Brush Drop:** 35 Feet      **Oil Per Board:** 50 uL  
**Forward Oil Total:** 10.55 mL      **Reverse Oil Total:** 13.35 mL      **Volume Oil Total:** 23.9 mL  
**Forward Boards Crossed:** 211 Boards      **Reverse Boards Crossed:** 267 Boards      **Total Boards Crossed:** 478 Boards

	Start	Stop	Loads	Speed	Crossed	Start	End	Feet	T.Oil
1	2L	2R	1	14	37	0.0	0.0	0.0	1850
2	5L	5R	2	14	62	0.0	3.9	3.9	3100
3	6L	6R	2	18	58	3.9	9.0	5.1	2900
4	7L	7R	2	18	54	9.0	14.1	5.1	2700
5	2L	2R	0	22	0	14.1	26.0	11.9	0
6	2L	2R	0	26	0	26.0	35.0	9.0	0

	Start	Stop	Loads	Speed	Crossed	Start	End	Feet	T.Oil
1	2L	2R	0	30	0	35.0	28.0	-7.0	0
2	8L	8R	1	18	25	28.0	25.5	-2.5	1250
3	7L	7R	2	18	54	25.5	20.4	-5.1	2700
4	6L	6R	2	14	58	20.4	16.5	-3.9	2900
5	5L	5R	2	14	62	16.5	12.6	-3.9	3100
6	4L	4R	1	14	33	12.6	10.7	-1.9	1650
7	3L	3R	1	14	35	10.7	8.8	-1.9	1750
8	2L	2R	0	14	0	8.8	0.0	-8.8	0

Conditioner:  
Navigate

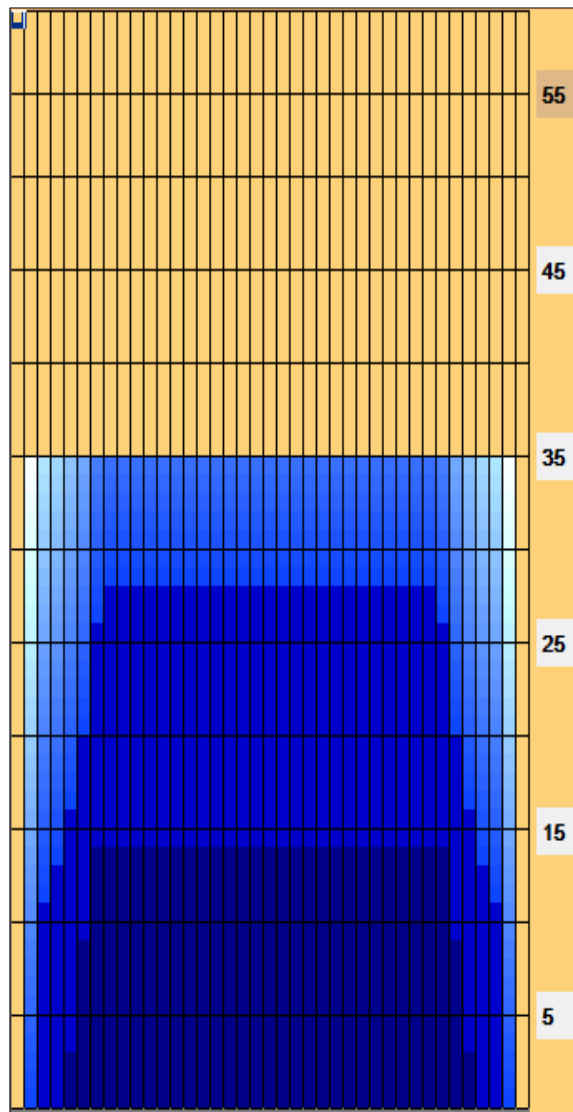
TransferType:  
Transfer Brush

Forward

Reverse

Combined

Buff



Item	3L-7L:18L-18R	8L-12L:18L-18R	13L-17L:18L-18R	18L-18R:17R-13R	18L-18R:12R-8R	18L-18R:7R-3R
Description	Outside Track:Middle	Middle Track:Middle	Inside Track:Middle	Middle: Inside Track	Middle:Middle Track	Middle:Outside Track
Track Zone Ratio	2.11	1	1	1	1	2.11

